

SB 322

Bin
up to 168 kg

Item #:
Project:
Quantity:



FEATURES

- Slope front ice storage bin, for Gourmet & Dice Cubes, Flake, Super-flake, Nugget, Cubelet ice.
- New sleek, contemporary styling.
- Convenient and hygienic internal ice scoop holder.
- Exterior panels in durable stainless steel.
- Polyurethane Insulation.
- High density, non-corroding Polyethylene bin liner, designed with easy-to-clean rounded corners, resistant to scratches and scuffs from ice scoops.
- Robust door frame will resist operational abuse.
- Rounded door-lip profile allows an easy reach for enhanced ease of operation.

UNIT DATA

Size (W x D x H) 569 x 869 x 1271 mm

Net weight 48 kg

SHIPPING DATA

Carton (W x D x H) 620 x 940 x 1310 mm

Weight 62 kg

Bin	Compatibility	Ice Machine
SB 322	✓	MXG 328-428
	✓	C 322-522-722
	✓	MV 306-426-430
	✓	NW 308-508
	✓	N 622-922
	CBT22EFCD	MFN 46-56
	✓	MF 26-36
	CBT22EFCD	MF 46-47-56

LEGEND:

- ✓ : Perfect combination between ice maker and bin
- : Ice chute cut-out performed upon installation
- CBTxxxxxxxx : need additional bin top

Certifications:



IMPORTANT NOTICE:
Models and specifications are subject to change without notice. This spec sheet is meant for commercial purpose only. For technical documentation please refer to our service manuals.

Download our free **App Scotsman Ice**
Apple store
Google play
Windows store



www.scotsman-ice.it
www.scotsman-ice.com

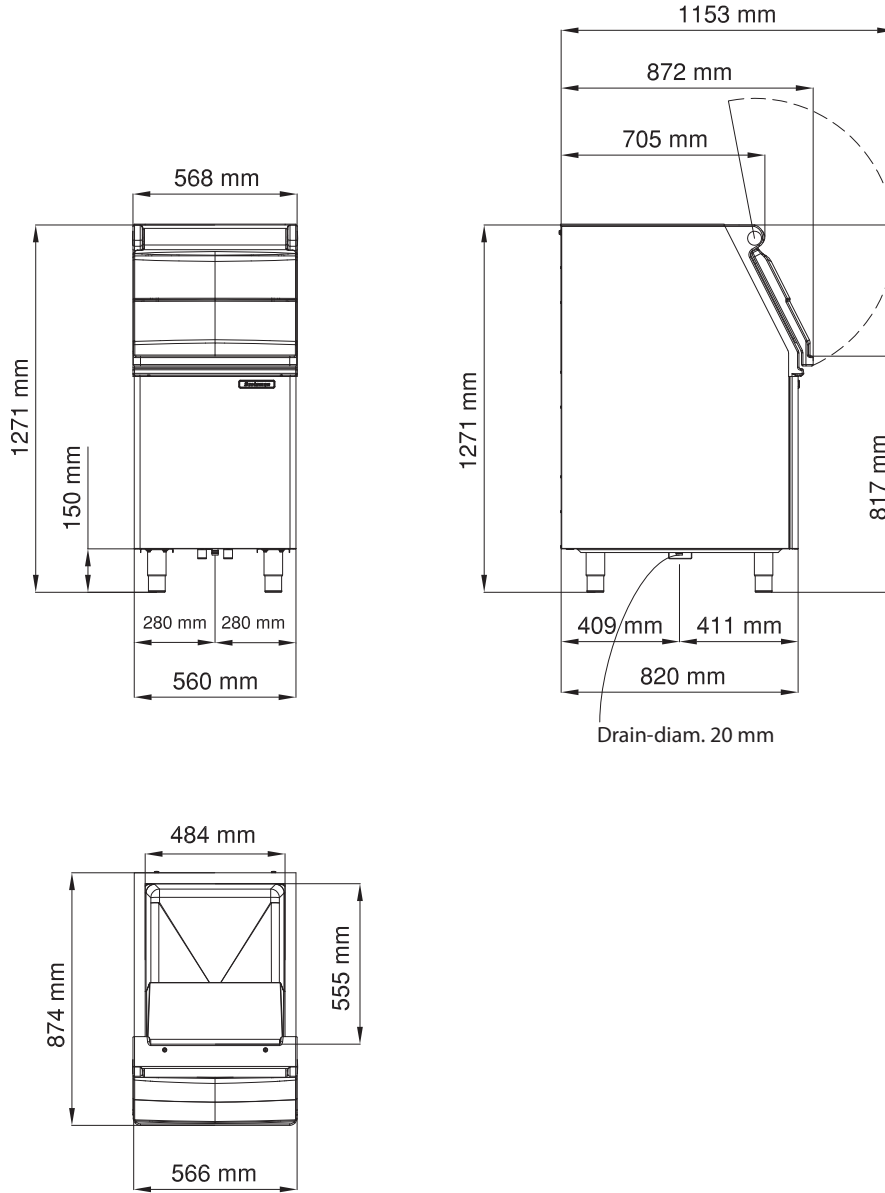
Bin up to 168 kg

SB 322

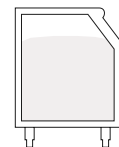
Bin
up to 168 kg

Item #:
Project:
Quantity:

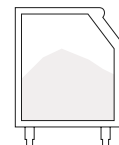
Bin up to 168 kg



Ice capacity (application)*	Ice capacity (AHRI)**	Internal volume
kg	kg	m ³
168	132	0.34



(* Application capacity is calculated on 90% of total volume x 545 kg/m³



(**) AHRI capacity is calculated on 80% of total volume x 481 kg/m³